

**seepex.com**  
all things flow

Here is your conveying solution:  
Product group M.




# M – Macerators

In addition to industrial and municipal wastewater applications, seepex macerators are used in a variety of industries. They grind almost all solid and fibrous components in the conveying medium. They increase reliability and life of both seepex pumps and process devices like centrifuges and belt filter presses.

The degree of reduction can vary depending on flow rate, output speed and shear plate design. These parameters can be adapted to suit individual applications. Product group M consists of two ranges, each with two sizes for flow rates up to 150 m<sup>3</sup>/h (660 GPM).

seepex macerators and seepex product group N pumps can be mounted on a common base plate, thus operating as a compact unit.



# Replaceable headstock assembly

**Output shaft**

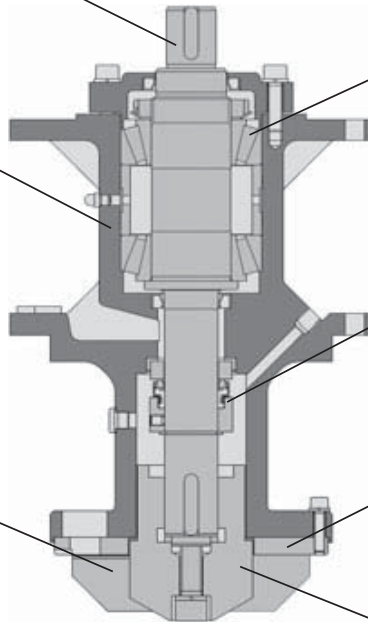
for quick separation or connection of drive and headstock assembly.

**Bearing housing**

for connection of drive shaft with headstock, bearing, seal and shear plate. This unit allows the exchange of the complete headstock assembly.

**Knives**

made of hard tungsten carbide metal. They are fixed on the headstock at an inclined angle, resulting in a cutting/ slicing action in conjunction with the shear plate.



Size 25

**Bearing**

large tapered roller bearings, for heavy loads, can be re-lubricated externally.

**Shaft seal**

mechanical seal that operates in a closed chamber and includes a flushing connection (at size 110 optionally available).

**Shear plate**

highly wear-resistant, hardened steel with holes of different shape, size and number.

**Headstock**

available with different numbers of knives.

**Output shaft**

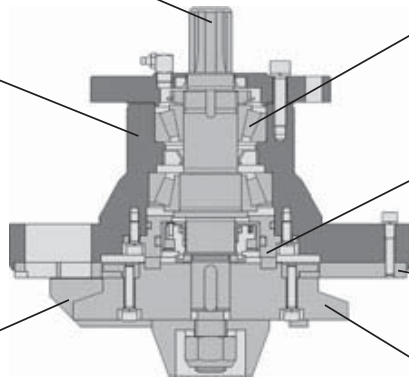
for quick separation or connection of drive and headstock assembly.

**Bearing housing**

for connection of drive shaft with headstock, bearing, seal and shear plate. This unit allows the exchange of the complete headstock assembly.

**Knives**

made of hard tungsten carbide metal. They are fixed on the headstock at an inclined angle, resulting in a cutting/ slicing action in conjunction with the shear plate.



Size 110

**Bearing**

large tapered roller bearings, for heavy loads, can be re-lubricated externally.

**Shaft seal**

mechanical seal that operates in a closed chamber and includes a flushing connection (at size 110 optionally available).

**Shear plate**

highly wear-resistant, hardened steel with holes of different shape, size and number.

**Headstock**

available with different numbers of knives.

# Why macerators?

Because they are used in applications such as agriculture, construction, dyeing and varnishing industry, environmental technology, food and beverage industry, fish industry, galvanic, mining, petrochemicals, pulp and paper industry, shipbuilding, sugar industry and supply and waste disposal industry.

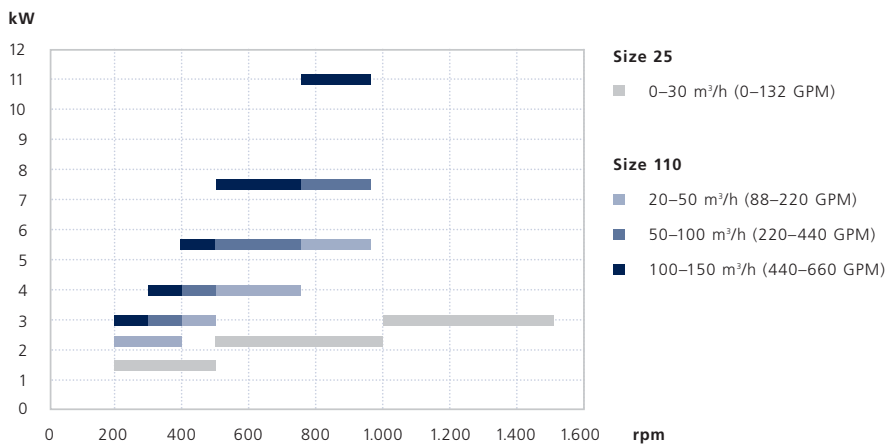
## Features

- Longer service life and increase of operational safety of downstream equipment
- Lower power requirements than other macerating methods due to the unique cutting principle
- Controlled maceration by using shear plates with holes of different sizes and variable drive speeds
- Service-friendly with simple replacement of the complete cartridge-style headstock
- An optional integrated heavy solids separation unit

> Flow rate: up to 150 m<sup>3</sup>/h (660 GPM)

# Driving power

The driving power indicated for sizes 25 and 110 refers to sludges with a DS content of 5%. For higher solids contents, the maximum flow rate must be reduced and the driving power has to be increased. Driving power for other applications must be advised upon individual request.



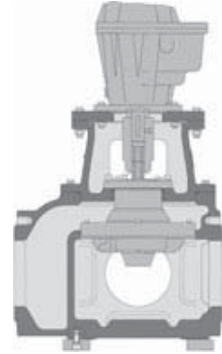
# Overview of ranges

The integral solids separator is unique to the range I. It is installed in horizontal pipe work and directly connected to a seepex pump. Product feed is possible from three different directions.

At ~5% solids, the size 25 is suitable for flow rates up to 30 m<sup>3</sup>/h (132 GPM) and the size 110 can handle flows to 150 m<sup>3</sup>/h (660 GPM).

**Range I, Inline Design**

---

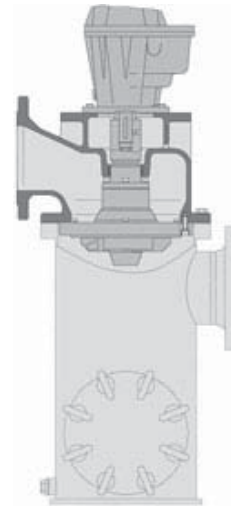


The universal installation of range U is done either on a vertical pipe work or a supply tank, which is directly connected to a seepex pump.

At ~5% solids, the size 25 is suitable for flow rates up to 30 m<sup>3</sup>/h (132 GPM) and the size 110 can handle flows to 150 m<sup>3</sup>/h (660 GPM).

**Range U, Universal Design**  
with solids separator

---



**seepex.com**  
all things flow

And what can we get flowing for you? Your nearest contact:

Or visit [www.seepex.com](http://www.seepex.com)

M 4.08E